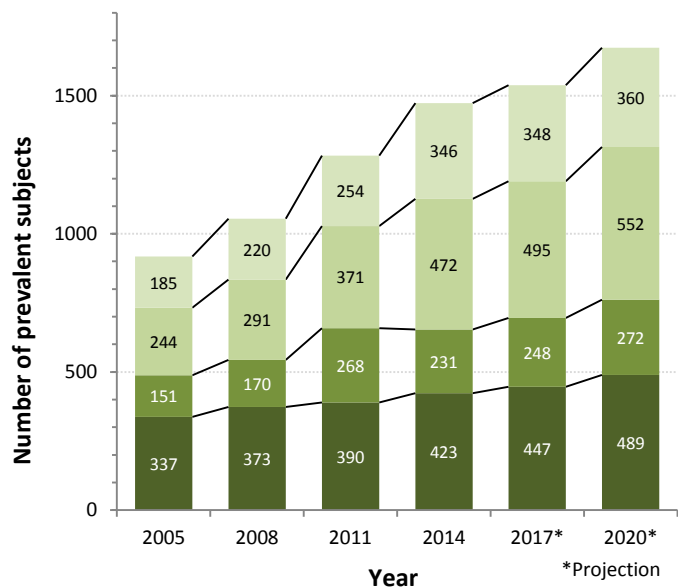
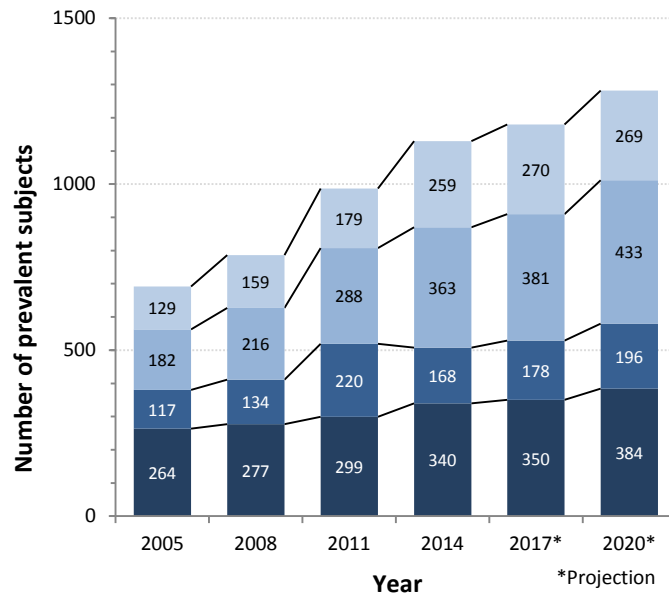


### Oesophagus C15

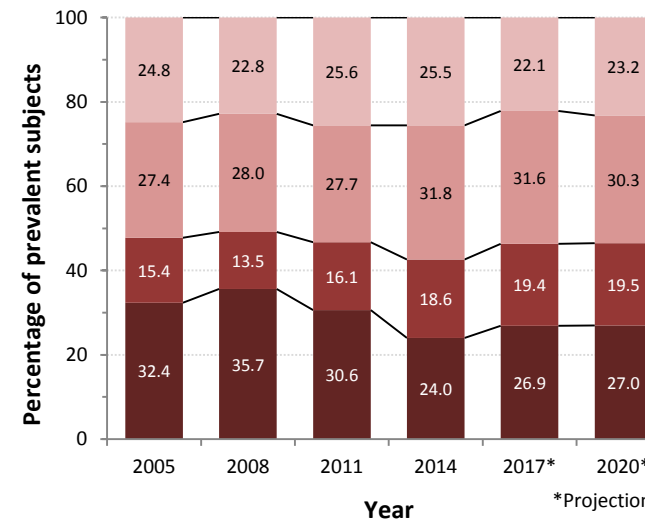
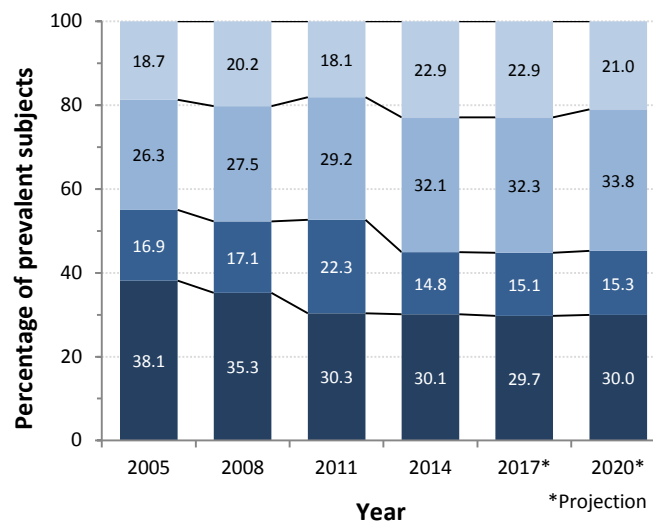
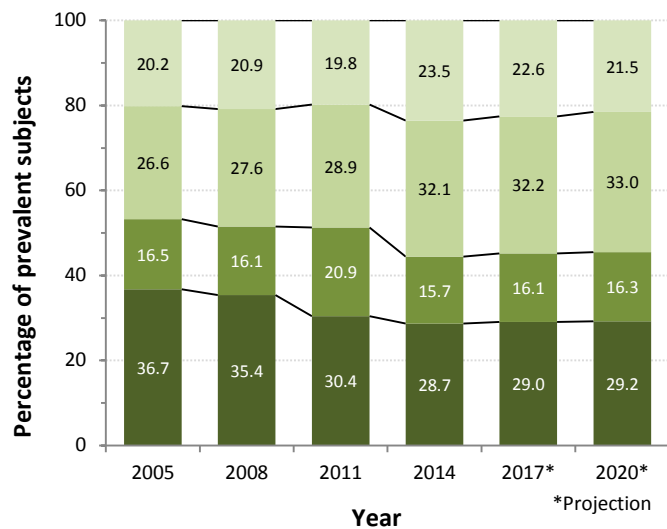
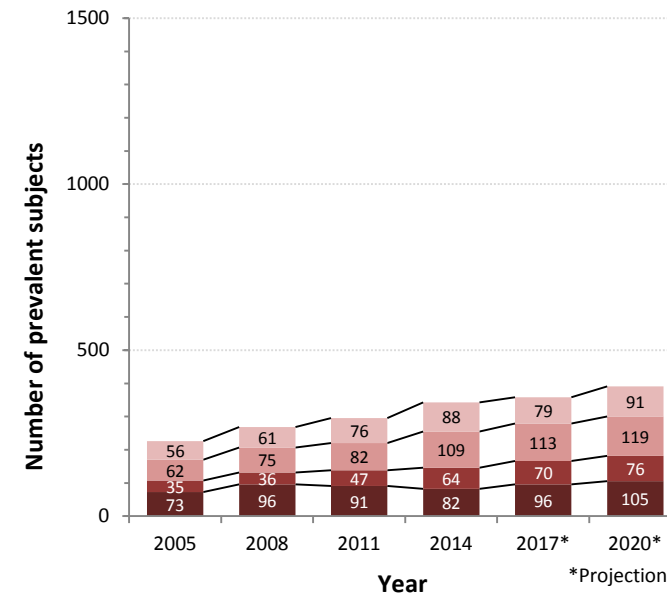
#### Both sexes



#### Men



#### Women



Years since Diagnosis 0-1 1-2 2-5 5-10

Years since Diagnosis 0-1 1-2 2-5 5-10

Years since Diagnosis 0-1 1-2 2-5 5-10

Technical note:

Cancer prevalence is defined as the number of persons alive at the date of reference (the index date) and who have previously been diagnosed with cancer. Primary malignant cancer diagnoses were extracted from the National Cancer Dataset managed by the Foundation National Institute for Cancer Epidemiology and Registration (NICER) for the purpose of national cancer monitoring in Switzerland. Data from 12 Swiss cantons registering cancer cases with diagnosis year at least 1996 up to 2014, and providing vital-status follow-up until 2014, were eligible for this study. In subjects with multiple primary malignant cancers, the first occurring diagnosis in each cancer reporting group was counted. Prevalence projections for reference dates after 31.12.2014 are based on predictions of incidence rates and survival proportions (2015 - 2020), and population sizes (2016 - 2020). The observed and projected number of prevalent subjects was extrapolated to the country as a whole and rounded to the nearest integer value.

Contact us in case of questions or requests for further technical details:

E-mail [contact@nicer.org](mailto:contact@nicer.org), or [matthias.lorez@nicer.org](mailto:matthias.lorez@nicer.org)

Phone +41 44 634 53 74

Foundation National Institute for Cancer Epidemiology and Registration (NICER)

Hirschengraben 82

CH-8001 Zurich

Switzerland

[www.nicer.org](http://www.nicer.org)

[www.nicer.org/en/statistics-atlas/cancer-prevalence/](http://www.nicer.org/en/statistics-atlas/cancer-prevalence/)